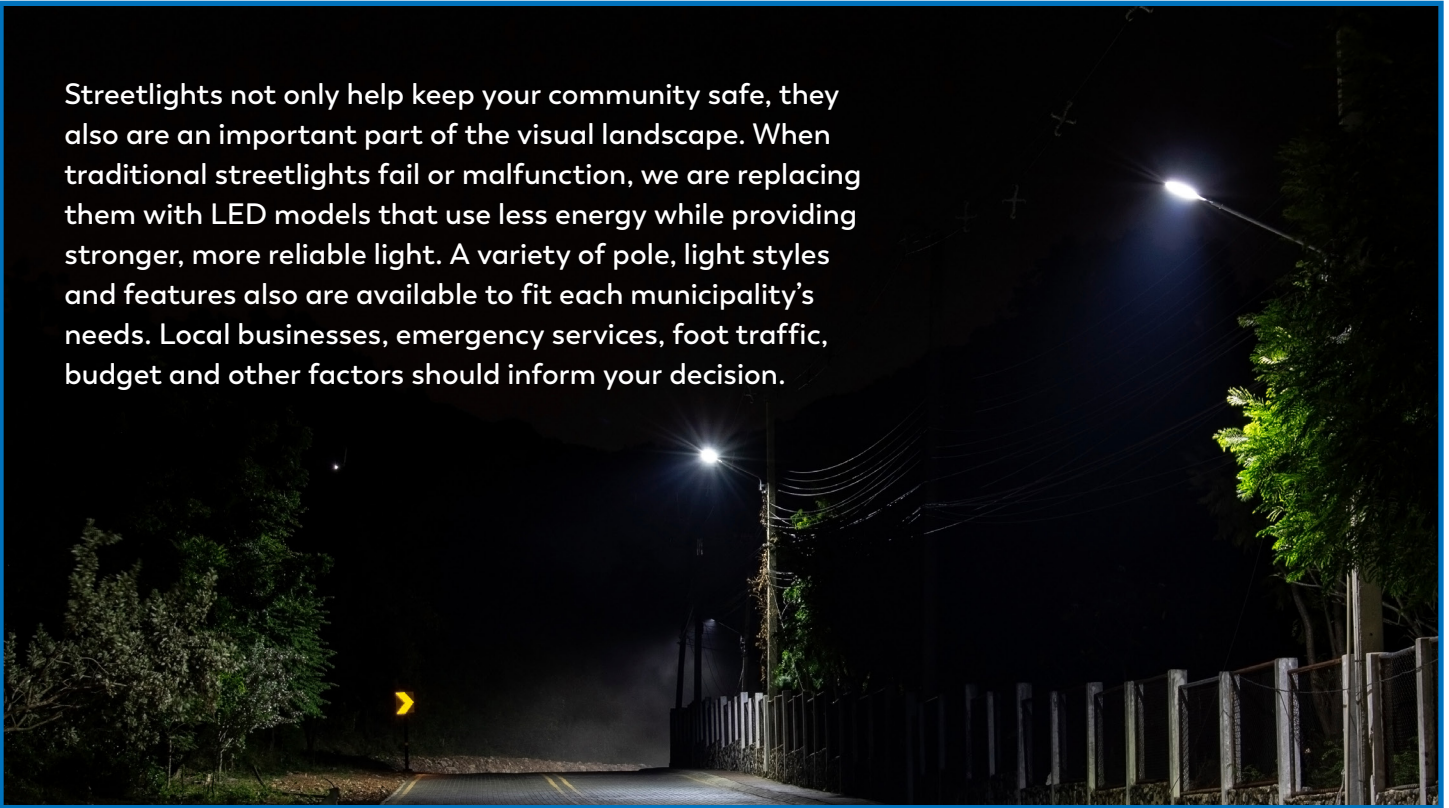




Lighting the Way

A guide to streetlights in your community

Streetlights not only help keep your community safe, they also are an important part of the visual landscape. When traditional streetlights fail or malfunction, we are replacing them with LED models that use less energy while providing stronger, more reliable light. A variety of pole, light styles and features also are available to fit each municipality's needs. Local businesses, emergency services, foot traffic, budget and other factors should inform your decision.



When you're ready to make a change,
give us a call at **800-805-0490**
and a project coordinator will help you
understand your options.

Free Adjustments:


If your streetlight fails and needs to be replaced, we will replace it. We can install shields to better direct lighting where it's needed, too.



Additional services with fees:

If your current streetlights are not in an ideal location, need different wattage or if you prefer changing to a different style, we can provide a customized quote to upgrade.

Temporary service disconnect is available at a discounted monthly rate. (minimum 6 months required)



Upgrading Your Streetlights



Post Top Lighting

What lighting style are you interested in?
Choose Post Top, Cobrahead or Mongoose.



Cobrahead or Mongoose Lighting



What wattage do you need?

A number of different wattage options are available. Before choosing, be sure to confirm if your area has a minimum wattage requirement.

Yellow (3000K temp.) LED Post Tops replacing failed HPS Post Tops (available starting January 2024)



White (4000K temp.) LED Post Tops replacing failed MV, MH, and White LED Post Tops



What type of light fixture do you want?

You have a choice of an open fixture (cutoff), or an enclosed fixture (non-cutoff).

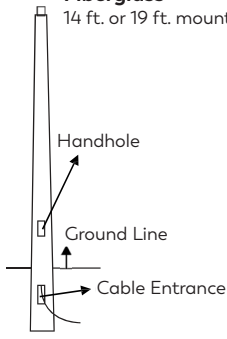


What type of pole would you like?

Select a fiberglass, fluted or wood (Cobrahead and Mongoose only) pole. Special order steel poles are available by request.

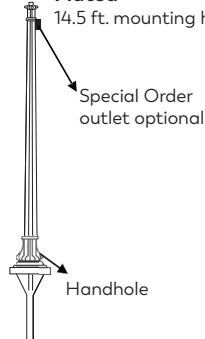
Fiberglass

14 ft. or 19 ft. mounting height

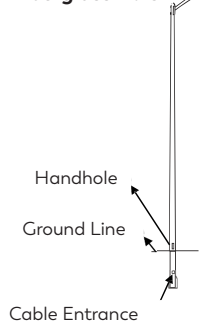


Fluted

14.5 ft. mounting height

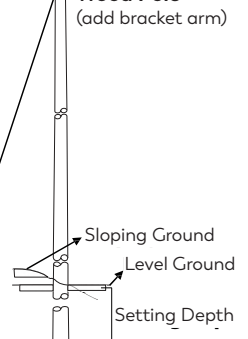


Fiberglass Pole



Wood Pole

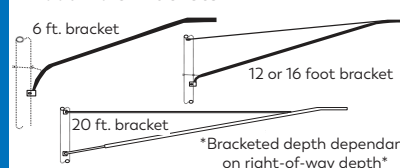
(add bracket arm)



Special Considerations to ask yourself:

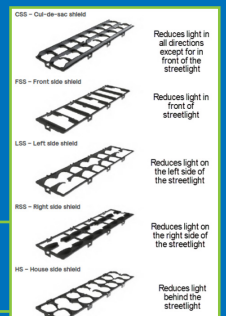
- Will we need an outlet on the pole?
- Will we want to put banners on the pole?
- Is the color important? Finish? Shape?
- How many banners will be on each pole?
- How much lead time can I accommodate?
- Are upfront costs affordable?

Wood Pole Brackets



STREETLIGHT SHIELD OPTIONS

Shielding prevents light illumination of unwanted areas. A 360-degree shield is also available to reduce light in all directions.

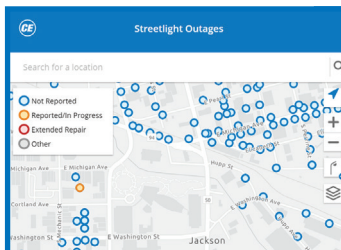


Streetlight Out?

Reporting an Issue Is as Easy as 1, 2, 3

A well-lit community is a safer community.
Our streetlight outage reporting tool makes reporting streetlight outages from your phone or computer easier than ever.

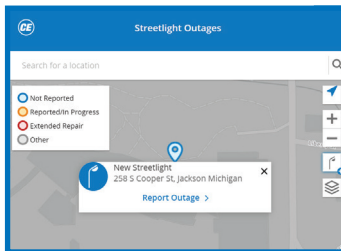
How to Report Streetlight Outages



Step 1:

Visit streetlights.consumersenergy.com

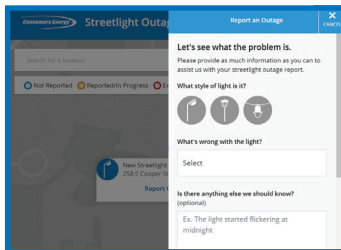
Then enable your location, enter the address, or pan and zoom the map to find the light in need of repair.



Step 2:

Select the Streetlight to Report

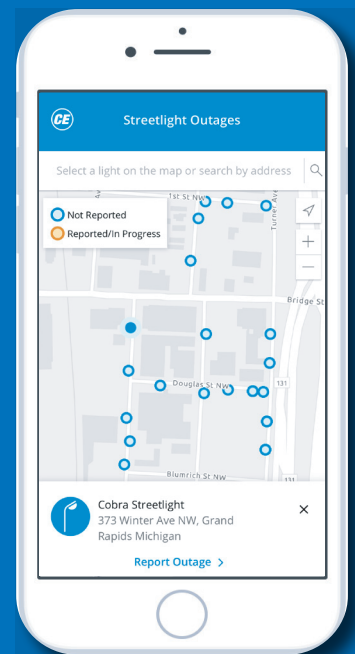
After selecting, click on "Report Outage." If you don't find the light on the map, you may add a streetlight at that location by clicking on the streetlight icon with a plus sign. We will look into whether that light is maintained by us. Uploading a photo of the light can help our team pinpoint the issue.



Step 3:

Add Details about the Streetlight Issue

Answer a few questions, provide your contact information and then click on "Submit Outage Report." Check the map anytime for status updates and to see other streetlight outages in your area.



For quick access to the tool, scan the QR code

We recommend using Microsoft Edge, Google Chrome or Safari browser.

Consumers Energy Count on Us®