

15-1 General Information

Revised 04/28/2021

15-1 General Information

For standard electric metering installations, Consumers Energy will furnish one and two position meter sockets. For other metering applications, customers will be required to purchase approved meter sockets from a distributor of their choice. Approved customer purchased meter sockets include: modular meter sockets and modular service entrance equipment, Commercial Multi-Metering otherwise known as Switchboard Metering, "Meter Paks," 3-6 position horizontal meter sockets, combination meter socket-transfer switch for generators, 1-2 position combination meter socket disconnects, and pre-manufactured metering pedestals.

To learn about these specific items, you may refer to the "Approved Metering Equipment Information" in the section following. For more detailed information regarding metering equipment installations, you may refer to our publication "[Electric Service and Metering Information & Requirements](#)" which is available on our website at www.consumersenergy.com.

To start the process of applying for new service or upgrading an existing service, Submit an online request via our "[start/stop service function](#)" or call our toll free number at 1-800-477-5050. When calling the toll free number, the Customer Service Representative will assist with initiating a "Request for Service" and will direct the call to the Energy Request Center (ERC). The ERC will work with the customer to complete preliminary scoping and will assign a Project Coordinator or Tech depending on the scope of the job. The Project Coordinator/Tech will contact the customer back to review scope and will be able to assist with meter sockets and metering equipment needs. To purchase a meter socket or metering equipment, refer to the "Approved Metering Equipment Information" section on the following pages for manufacturers and specific catalog numbers in helping you select the approved items for your metering installation.

It is important that only approved meter sockets and metering equipment be purchased and installed per [Consumers Energy Standards](#). Consumers Energy has the right to accept or reject metering installations and will inspect metering equipment on site before setting meters. Meters will be set on approved equipment only, otherwise installations will be considered unacceptable and meters will not be set.

15-2 Modular Metering Equipment Information

Revised 04/28/2021

15-2 Modular Metering Equipment Information

Modular metering equipment is purchased by the customer. It is generally used for larger multi-unit dwellings such as apartment buildings and condominiums. They can also be used for commercial applications such as strip malls and professional buildings. Modular meter sockets are multiple position sockets that can be connected to obtain various combinations of units as needed. Approved modular metering equipment consists of modular meter sockets and modular service entrance equipment that are available in:

- 120/240-volt, 3 wire, single phase
- 120/208 volt, 3 wire Network, single phase
- 120/240 volt, 4 wire Delta, three phase
- 120/208 volt, 4 wire Wye, three phase
- 125 amp sockets, 200 amp sockets & 400 amp sockets (320A continuous duty).
- URD Service entrance modules are available in Pull/Tap/Terminal Boxes and combination Main Device with UG Pull box for utility URD wire termination.
- For 277/480 volt, 4 wire Wye, three phase services, see “Commercial Multi-Metering/Switchboard Metering.



FIGURE 1

Important information and requirements:


- All equipment must be UL listed and labeled
- Sockets must have ringless covers, with Utility sealing hasps
- Sockets must include horn by-passes
- Units must contain barriered, sealed compartment for unmetered, energized conductors and parts
- Max height to the center of the top meter position is 66" above final grade (60" is preferred when installing shorter units)
- Min. height to the center of the bottom meter position is 30" above final grade
- Units are to be located outdoors

- Equipment must be approved by Consumers Energy
- Modular metering equipment must be installed in accordance with Consumers Energy Standards and the National Electric Code.
- Because of the specific types of metering and service requirements for modular metering installations, further restrictions and requirements may apply.. it is imperative to consult with your Project Coordinator or Tech before considering its use. Additionally, you will need to work with your supplier or distributor in determining specific equipment needs per your load requirements, making sure that only Consumers Energy approved equipment is ordered and installed in accordance with Consumers Energy standards.
- See the following tables for specific listings on approved modular meter sockets and modular service entrance equipment.

Approved List - Modular Meter Sockets

120/240 Volt, 3 Wire, 1 Phase In - 1 Phase Out					
Amp	Meter Position	Eaton Catalog No.	General Electric Catalog No.	Siemens Catalog No.	Square D Catalog No.
125 Amp, Modular Sockets	2 Position	3MM212RRLB	TMPR8212R-HB	WMM21125RB	Not Available
	3 Position	1MM312RRLB	TMPR8312R-HB	WMM31125RB	EZMH113125
	4 Position	1MM412RRLB	TMPR8412R-HB	WMM41125RB	EZMH114125
	5 Position	1MM512RRLB	TMPR8512R-HB	WMM51125RB	EZMH115125
	6 Position	Not Approved*	Not Approved*	Not Approved*	Not Approved*
200 Amp, Modular Sockets	2 Position	3MM220RRLB	TMPR8220R-HB	WMM21225RB	EZMH112225
	3 Position	1MM320RRLB	TMPR8320R-HB	WMM31225RB	EZMH113225
	4 Position	1MM420RRLB	TMPR8420R-HB	WMM41225RB	EZMH114225
	5 Position	Not Available	Not Available	WMM51225RB	EZMH115225
	6 Position	Not Available	Not Available	Not Approved*	Not Available
320/400 Amp, Modular Sockets	1 Position	35MM140R1240	Approval Pending	WML11400RJ	EZML111400
	2 Position	35MM240R1240	Approval Pending	WML21400RJ	EZML112400

TABLE 1




NOTE
 120/240 Volt, 3 Wire, 1 Phase In - 1 Phase Out, 400 Amp, K-4/Bolt-In, Modular Sockets.
NO LONGER APPROVED

120/208 Volt, 4 Wire, 3 Phase In - 1 Phase Out "Network"					
Amp	Meter Position	Eaton Catalog No.	General Electric Catalog No.	Siemens Catalog No.	Square D Catalog No.
125 Amp, Modular Sockets	2 Position	3MM212RRLB**	TMPR8212R-HB**	WMM22125RJB	Not Available
	3 Position	3MM312RRLB**	TMPR8312R-HB**	WMM32125RJB	EZMH313125
	4 Position	3MM412RRLB**	TMPR8412R-HB**	WMM42125RJB	EZMH314125
	5 Position	3MM512RRLB**	TMPR8512R-HB**	WMM52125RJB	EZMH315125
	6 Position	Not Approved*	Not Approved*	Not Approved*	Not Approved*
200 Amp, Modular Sockets	2 Position	3MM220RRLB**	TMPR8220R-HB**	WMM22225RJB	EZMH312225
	3 Position	3MM320RRLB**	TMPR8320R-HB**	WMM32225RJB	EZMH313225
	4 Position	3MM420RRLB**	TMPR8420R-HB**	WMM42225RJB	EZMH314225
	5 Position	Not Approved*	Not Approved*	WMM52225RJB	Not Approved*
	6 Position	Not Approved*	Not Approved*	Not Approved*	Not Approved*
320/400 Amp, Modular Sockets	1 Position	35MM140R1240	Approval Pending	WML12400RJ	EZML311400
	2 Position	35MM240R1240	Approval Pending	WML22400RJ	EZML312400

TABLE 2

120/208 Volt and 120/240V, 4 Wire, 3 Phase					
Amp	Meter Position	Eaton Catalog No.	General Electric Catalog No.	Siemens Catalog No.	Square D Catalog No.
100 Amp, Lever Bypass, Modular Sockets	1 Position	Not Available	Not Available	WML13100RJ	Not Available
	2 Position	Not Available	Not Available	WML23100RJ	Not Available
	3 Position	Not Available	Not Available	WML33100RJ	Not Available
	4 Position	Not Available	Not Available	Not Approved*	Not Available
200 Amp, Lever Bypass, Modular Sockets	1 Position	37MM120R12	TMPR312122R	WML13225RJ	EZML331-225
	2 Position	37MM220R12	TMPR312222R	WML23225RJ	EZML332-225
	3 Position	37MM320R12	TMPR312322R	WML33225RJ	EZML333-225
	4 Position	Not Approved*	Not Approved*	Not Approved*	Not Approved*
320/400 Amp, Lever Bypass, Modular Sockets	1 Position	37MM140R1240	Approval Pending	WML13400RJ	EZML331400
	2 Position	37MM240R1240	Approval Pending	WML23400RJ	EZML332400

TABLE 3



NOTE
 120/208V & 120/240 V, 4 Wire, 3 Phase, 400 Amp, K-7/Bolt-In, Modular Sockets
NO LONGER APPROVED

- *Sockets exceed Consumers Energy's min/max height requirements and are not approved.
- Max height is 66" to the center of the top meter position (60" is preferred when installing shorter units) and min height is 30" to center of the bottom meter position. Design and installation must be configured according to max/min meter heights.
- ** Use appropriate suffix for proper phase balancing such as: AB; BC; or CA.
- Customer purchased sockets must be from the "Approved" list.
- Consumers Energy has the right to refuse service to meter sockets and metering equipment that is not approved.

Approved Equipment for Direct Termination of Consumer Energy Service URD Wire

Combination Main Fusible Switch with Utility Pull Box					
Phase	Amp Rating	Eaton Catalog No.	General Electric Catalog No.	Siemens Catalog No.	Square D Catalog No.
Phase 1	400	1MFS400RUG	TMPFB4RCLL	WES1400BU	EZM1400FSU
	600	1MFS600RUG	TMPFB6RCLL	WES1600BU	EZM1600FSU
	800	1MFS800RUG	TMPFB8RCLL	WES1800BU	EZM1800FSU
	1200	1MFS1200RUG	Not Available	WES11200BU	EZM11200FSU
Phase 3	400	3MFS400RUG	TMP3FB4RCLL	WES3400BU	EZM3400FSU
	600	3MFS600RUG	TMP3FB6RCLL	WES3600BU	EZM3600FSU
	800	3MFS800RUG	TMP3FB8RCLL	WES3800BU	EZM3800FSU
	1200	3MFS1200RUG	Not Available	WES31200BU	Not Available

TABLE 4

Combination Main Circuit Breaker with Utility Pull Box					
Phase	Amp Rating	Eaton Catalog No.	General Electric Catalog No.	Siemens Catalog No.	Square D Catalog No.
Phase 1	400	1MCBE400R	Not Available	WEB1400B/BU	EZM1400CBU
	600	1MCBE600R	Not Available	WEB1600B/BU	EZM1600CBU
	800	1MCBE800R	Not Available	WEB1800B/BU	EZM1800CBU
	1000	Not Available	Not Available	WEB11000B/BU	EZM11000CBU
	1200	1MCBE1200R	Not Available	WEB11200B/BU	EZM11200CBU
	1600	1MCB1600RUGCCL	Not Available	Not Available	EZM11600CBU
	2000	1MCB2000RUGCCL	Not Available	Not Available	EZM12000CBU
Phase 3	400	3MCBE400R	Not Available	WEB3400B/BU	EZM3400CBU
	600	3MCBE600R	Not Available	WEB3600B/BU	EZM3600CBU
	800	3MCBE800R	Not Available	WEB3800B/BU	EZM3800CBU
	1000	Not Available	Not Available	WEB31000B/BU	EZM31000CBU
	1200	3MCBE1200R	Not Available	WEB31200B/BU	EZM31200CBU
	1600	3MCB1600RUGCCL	Not Available	Not Available	EZM31600CBU
	2000	3MCB2000RUGCCL	Not Available	Not Available	EZM32000CBU
TABLE 5					

Tap / Terminal Box					
Phase	Amp Rating	Eaton Catalog No.	General Electric Catalog No.	Siemens Catalog No.	Square D Catalog No.
Phase 1	225	Not Available	Not Available	Not Available	EZM1225TB
	400	3MTB400R	TMPL4R	WTB1400CU	EZM1400TB
	600	3MTB600R	TMPL6R	Not Available	EZM1600TB
	800	1MTB800R	TMPL8R	WTB1800CU	EZM1800TB
	1200	1MTB1200R	TMPL12R	WTB11200CU	EZM11200TBU
	1600	1MTB1600RC	Not Available	WTB11600CU	EZM11600TB
Phase 3	225	Not Available	Not Available	Not Available	EZM3225TB
	400	3MTB400R	TMP3L4R	WTB3400CU	EZM3400TB
	600	3MTB600R	TMP3L6R	Not Available	EZM3600TB
	800	3MTB800R	TMP3L8R	WTB3800CU	EZM3800TB
	1200	3MTB1200R	TMP3L12R	WTB31200CU	EZM31200TBU
	1600	3MTB1600RC	Not Available	WTB31600CU	EZM31600TB
TABLE 6					

Pull Box					
Phase	Amp Rating	Eaton Catalog No.	General Electric Catalog No.	Siemens Catalog No.	Square D Catalog No.
Phase 1	400	1UGPB400R	TMPU4R	Not Available	Not Available
	800	1UGPB800R	TMPU8R	Not Available	Not Available
	1200	1UGPB1200R	TMPU12R	Not Available	Not Available
Phase 3	400	3UGPB400R	TMP3U4R	Not Available	Not Available
	800	3UGPB800R	TMP3U8R	Not Available	Not Available
	1200	3UGPB1200R	TMP3U12R	Not Available	Not Available
TABLE 7					

**NOTE**

- Customer purchased sockets and URD service equipment must be from the "Approved" list.
- Underground Service Entrance Equipment approval is required where Consumers Energy URD service conductors terminate on customer purchased modular metering equipment.
- Overhead Service Entrance Equipment approval is not required by Consumers Energy since the Company's service conductors will not be terminated in this type of equipment.
- Design and installation must be configured so that all meter socket positions are within Consumers Energy's max/min meter heights.
- Consumers Energy has the right to refuse service to not approved equipment.

15-3 Commercial Multi-Metering / Switchboard Metering Information

Revised 04/28/2021

15-3 Commercial Multi-Metering / Switchboard Metering Information

- Commercial Multi-Metering otherwise referred to as Switchboard Metering is similar to Modular Metering in construction and application, but is rated for 277/480 volt, 4 wire Wye, 3 phase services only.

277/480 Volt, 4 Wire, Wye, 3 Phase						
Amp	Meter Position	Cable Exit Position	Eaton Catalog No.	General Electric Catalog No.	Siemens Catalog No.	Square D Catalog No.
200 Amp, Lever Bypass, Switchboard Sockets	3 Position		CE200-3	Not Available	Not Available	Not Available
	6 Position		CE200-6	Not Available	Not Available	Not Available
	8 Position		CE200-8	Not Available	Not Available	Not Available
320/400 Amp, Lever Bypass, Switchboard Sockets	1 Position		CE400-1	Not Available	Not Available	Not Available
600A-1200A, CT/VT Compartment for ITR Switchboard Metering Installations		Bottom	CE0612BOT	Not Available	Not Available	Not Available
		Top	CE0612TOP	Not Available	Not Available	Not Available

TABLE 7

15-4 Meter Pak Information

Revised 04/28/2021

15-4 Meter Pak Information

Meter Pak equipment which is purchased by the customer, consists of 2-6 position, self-contained, meter sockets. These units are available for 120/240 volt, 3 wire, single phase applications. Additionally, they are available with a choice of 125 amp and 200 amp tenant mains. All units must meet the following requirements:

- Must be UL listed and labeled.
- Must have ringless covers, with Utility sealing hasps.
- Must have horn by-passes.
- Must contain barriered, sealable compartment for unmetered, energized conductors and parts.
- Max. height to the center of the top meter position is 66" above final grade (60" is preferred when installing shorter units).
- Min. height to the center of the bottom meter position is 30" above final grade.
- Must be approved by Consumers Energy.



See below for approved manufactures and catalog numbers.

Approved List – Meter Pak

120/240 Volt, 3 Wire, 1 Phase, 4-Jaw						
Amp	Meter Position	Eaton Catalog No.	General Electric Catalog No.	Murray Catalog No.	Siemens Catalog No.	Square D Catalog No.
125 Amp, Meter Pak Sockets	2 Position	1MP2122RRLB	TMMR2212RHB	MP2211RJB	SP2211RJB	MPH22125
	3 Position	1MP3124RRLB	TMMR4312RHB	MP3311RJB	SP3311RJB	MPH33125
	4 Position	1MP4124RRLB	TMMR4412RHB	MP4411RJB MP5411RJB	SP4411RJB SP5411RJB	MPH44125
	5 Position	1MP51266RRLB	TMMR6512RHB	MP4511RJB MP6511RJB	SP4511RJB SP6511RJB	MPH55125
	6 Position	1MP6126RRLB	TMMR6612RHB	MP4611RJB MP6611RJB	SP4611RJB SP6611RJB	MPH66125
200 Amp, Meter Pak Sockets	2 Position	1MP2204RRLB	TMMR4220RHB	MP4212RJB	SP4212RJB	MPH42200
	3 Position	1MP3206RRLB	TMMR6320RHB	MP4312RJB	SP4312RJB	MPH43200
	4 Position	1MP4206RRLB	TMMR6320RHB	MP4412RJB	SP4412RJB SP6412RJB	MPH64200
	5 Position	1MP5206RRLB	TMMR6520RHB	MP6512RJB	SP6512RJB	MPH85200
	6 Position	1MP6206RRLB	TMMR6620RHB	MP6612RJB	SP6612RJB	MPH86200
TABLE 1						

NOTE

- Customer purchased sockets must be from the “Approved” list.
- Consumers Energy has the right to refuse service to meter sockets that are not approved.
- Design and installation must be configured according to max/min meter heights.

15-5 Horizontal Style Multiple Meter Sockets

Revised 04/28/2021

15-5 Horizontal Style Multiple Meter Sockets

Consumers Energy will furnish a 2 position, horizontal style meter socket. Customers will be required to purchase and install approved 3-6 position, horizontal style, multiple meter sockets from a distributor of their choice. See below for a specific list of approved manufacturers and catalog numbers.




FIGURE 1

Approved List – Horizontal Style 3-6 Position Meter Sockets

120/240 Volt, 3 Wire, 1 Phase, 4T							
Amp	Meter Position	Eaton Catalog No.	GE Catalog No.	Midwest Electrical Products Catalog No.	Milbank Catalog No.	Siemens Catalog No.	Square D Catalog No.
100 Amp, 3-6 Position, Horn By-Pass, Horizontal, Meter Sockets**	3 Position	N/A*	N/A*	N/A*	U8033-RL-KK	SUA3311-OPGP	N/A*
	4 Position	N/A	N/A*	N/A*	U8034-RL-KK	SUA4311-OPGP	N/A*
	5 Position	N/A*	N/A*	N/A*	U8035-RL-KK	N/A*	N/A*
	6 Position	N/A*	N/A*	N/A*	U8036-RL-KK	N/A*	N/A*
200 Amp, 3-6 Position, Horn By-Pass, Horizontal, Meter Sockets**	3 Position	UHT-3R2352U-CH	N/A*	UHT-3R2352U-MEP	U1253-X-QG-KK-K3	404053-023NU	UHT-3R2352U-SQD
	4 Position	UHT-4R2352U-CH	N/A*	UHT-4R2352U-MEP	U1254-X-QG-KK-K3	404054-223NU	UHT-4R2352UU-SQD
	5 Position	UHT-5R2392UU-CH	N/A*	UHT-5R2392UU-MEP	U1255-X-QG-KK-K4	404055-223NU	UHT-5R2392UU-SQD
	6 Position	UHT-6R2392UU	N/A*	UHT-6R2392UU-MEP	U1256-X-QG-KK-K4	404056-223NU	UHT-6R2392UU-SQD

TABLE 1



NOTE

480 Volt, 3 Wire, 3 Phase***, 5T, 200 Amp, 3 - 6 Position, Horizontal, Meter Sockets**

NO LONGER APPROVED

- Customer purchased sockets must be from the "Approved" list.
- Consumers Energy has the right to refuse service to meter sockets that are not approved.
- *Sockets are not approved or are not available from the manufacturer.
- **Consumers Energy will furnish 1 and 2 position sockets.

120/240V, 120/208V and 277/480V, 4 Wire, 3 Phase, 7T

Amp	Meter Position	Eaton Catalog No.	GE Catalog No.	Midwest Electrical Products Catalog No.	Milbank Catalog No.	Siemens Catalog No.	Square D Catalog No.
200 Amp, 3 - 6 Position, Horizontal, Meter Sockets**	3 Position	UT-3H72353U-HL-CH	N/A*	UT-3H72353U-HL-MEP	U2733-XT-K8-CE	404073-023NU	UT-3H72353U-HL-SQD
	4 Position	UT-4H72393UU-HL-CH	N/A*	UT-4H72393UU-HL-MEP	U2734-XT-K8-CE	404074-223NU	UT-4H72393UU- HL-SQD
	5 Position	UT-5H72393UU-HL-CH	N/A*	UT-5H72393UU-HL-MEP	U2735-XT-K8-CE	404075-223NU	UT-5H72393UU- HL-SQD
	6 Position	UT-6H72393UU-HL-CH	N/A*	UT-6H72393UU-HL-MEP	U2736-XT-K8-CE	404076-223NU	UT-6H72393UU- HL-SQD

TABLE 2



NOTE

- Customer purchased sockets must be from the "Approved" list.
- Consumers Energy has the right to refuse service to meter sockets that are not approved.
- *Sockets are not approved or are not available from the manufacturer.
- **Consumers Energy will furnish 1 and 2 position sockets.
- ***480V 3W 3P Delta services and 240V 3W 3P Delta services require special permission and pre-approval from Consumers Energy. Only single Instrument Transformer Rated (CT/VT) meter sockets are allowed.

15-6 Combination Meter Socket-Transfer Switch for Generators

Revised 04/28/2021

15-6 Combination Meter Socket – Transfer Switch for Generators

This unit, which incorporates a meter socket and a transfer switch into one unit, is used in connection with a generator. The transfer switch provides customers with the ability to safely transfer load from the utility to the generator and isolate from dangerous backfeed.

The combination meter sockets are available for 120/240 volt, 3 wire, single phase applications. The transfer switch is available in a breaker style which comes with a main breaker and an auxiliary breaker of various amperage ratings. It is also available in a double throw style switch.

These units, which are purchased by the customer from an electric distributor of their choice, must be approved by Consumers Energy. You may refer to the list below for approved manufacturers and models. Consumers Energy has the right to refuse service to meter sockets that are not approved.

Additional information regarding the installation and sale of generators and associated equipment can be obtained by calling our Business Center toll free at (800) 805-0490 or emailing us at businesscenter@consumersenergy.com.

Approved List – Transfer Switch Sockets

200 Amp Main Breaker 120/240V/3W/1Phase					
Amp	Mfg. Catalog #				
	Eaton	Durham	Milbank	Ronk	Square D
100 Amp Auxiliary Breaker	N/A	SB204DT100B	U4412-RL-200- 100-KK	N/A	N/A
200 Amp Auxiliary Breaker	N/A	N/A	U4412-RL-200- 200-KK	N/A	N/A
TABLE 1					

Milbank models available from Power Line Supply 1-800-832-2297

Ronk models available from Ronk Electrical Industries 1-800-221-7665 or on RonkElectrical.com

200 Amp Double Throw Switches with Meter Socket 120/240V/3W/1Phase				
Eaton	Durham	Milbank	Ronk	Square D
7215-MSH- OH	7215-MSL-OH	7215-MSH-UG	7215-MSL- UG	7215- MSH-SS
TABLE 2				

NOTE

Best application is for new and existing “overhead” service entrance installations and for new “underground” service entrance installations. For existing “underground” service entrance installations, a charge may be applied for conductor splicing where Consumers Energy will be required to lengthen the service conductors. Consult with the local Customer Energy Specialist for more details

15-7 Metering Pedestals

Revised 04/28/2021

15-7 Metering Pedestals

Metering pedestals can be purchased by the customer as pre-assembled units or they can be assembled by the customer using a Consumers Energy meter socket and customer purchased components according to Consumers Energy's specifications. Typically, the pedestals are used for mobile home park applications but can be used individually as well. For more information on installation specifications and requirements you may refer to our publication "[Electric Service and Metering Information & Requirements](#)", which is available on our website at www.consumersenergy.com

Approved List – Metering Pedestals

120/240 Volt, 3 Wire, 1 Phase		
Manufacturer	Model Number	Notes
Adnic Products Co.	3 PS1 SD 100B	100 Amp Service. Approved for Mobile Home Installation for combination Gas & Electric or Electric only. Uses Consumers Energy Socket #14-85507/10029609.
Adnic Products Co.	4 PS1 SD 200B	200 Amp Service. Approved for Mobile Home Installation for combination Gas & Electric or Electric only. Uses Consumers Energy Socket #14-85507/10029609.
Adnic Products Co.	EC100S	100 Amp Service. Approved for Mobile Home Installation for combination Gas & Electric or Electric only. Uses Consumers Energy Socket # 14-85507/10029609.
Adnic Products Co.	EC200S	200 Amp Service. Approved for Mobile Home Installation for combination Gas & Electric or Electric only. Uses Consumers Energy Socket #14-85507/10029609.
B&B Electrical Mfg. Inc.	Model C	Specify Service Amperage. Approved for Mobile Home Installation for Electric only, not approved for combination Gas & Electric. Uses Consumers Energy Socket #14-85507/10029609.
Electrical Services By Delta Inc.	No Model Number	Shop fabricated to Consumers Energy specifications* for Mobile Home Installation. Specify combination Gas & Electric or Electric only. Uses Consumers Energy Socket #14-85507/10029609.
Customer or Contractor Fabrication (must conform to Consumers Energy specifications*)	No Model Number	*Refer to EMO Standards Manual pages 6-2-19 and 6-2-20 or Electric Service and Metering Information & Requirements Handbook (Form 503 page 36 Consumers Energy issued items listed in preceding references are provided free of charge, other required components are customer purchased.

TABLE 1

15-8 Policy and Procedures

Revised 04/28/2021

15-8 Policy and Procedures

Electric meter sockets and metering equipment purchased by the customer must be approved by Consumers Energy and installed according to its Standards. Customers and/or contractors should only install equipment that is on the company's Approved list. Customers and/or contractors will need to work closely with the Project Coordinators to ensure that the proper equipment is purchased before installation. A metering installation that contains unapproved equipment or that is not installed in accordance with Consumers Energy's Standard will be considered unacceptable and Consumers Energy will refuse electric service until the situation is corrected. Consumers Energy will not be held responsible for the removal of metering equipment that is unapproved or improperly installed, nor will it be held liable for any associated costs. Any maintenance or repair of the customer purchased meter sockets and metering equipment will be the responsibility of the customer.

If a customer and/or contractor wish to use metering equipment that is not on the Approved list, then the customer and/or contractor or an agent on their behalf must go through an approval process. To initiate the approval process, the customer, contractor or agent on their behalf must contact one of the Electric Meter Operations Zone Field Leaders in the service area where the proposed equipment is to be installed. An evaluation will be conducted and the unit will either be approved or rejected. Requirements from the customer will be to provide:

1. A functional sample of the unit.
 2. The manufacturers detailed drawing or blueprint of the unit.
 3. The manufacturers written specifications.
 4. A manufacturers contact name and phone number.
- Any disputes and decisions thereof regarding a meter socket or metering equipment purchase and/or installed by the customer will be handled by the appropriate Electric Meter Operations Zone Field Leader.

Info-1 Governance of Electric Metering Equipment and Supplies Catalog (EMES)

Revised 04/28/2021

Info-1 Governance of Electric Metering Equipment and Supplies Catalog (EMES)

Purpose

This policy establishes the governance, maintenance, and change control expectations for all standard work documents within the Electric Metering Equipment and Supplies Catalog (EMES) collection.

Scope

This policy applies to all standard work documents that are published within the Electric Metering Equipment and Supplies Catalog (EMES) collection.

Abbreviations and Definitions

- **Document Owner** – The documented, accountable authority responsible for the integrity, quality, and accuracy of a specific standard work document.
- **Publication Date** – The date that revised and new documents are published and made available for download to devices and/or print. This is the date when the document is recognized as the current standard work.
- **Standard Work Document** – A document used to complete or support completion of a specified task.

Policy

Document Collection Ownership

- **Accountable Department:** Electric Metering Operations
- **Responsible Department:** Electric Metering Operations
- **Responsible Person (Collection Owner):** Manager Electric Metering Operations

Stakeholder Groups

	Responsible	Accountable	Consulted	Informed
Electric Metering Operations Methods & Standards Team	X	X	X	X
Electric Operations			X	X
Supply Chain			X	X
Corporate Safety			X	X
Engineering			X	X
Customer Energy Management				X
Learning and Development				X
Standardization Services			X	X
TABLE 1				

Stakeholder Roles

- **Responsible**

- Responsible for ensuring the standard work documents can be followed to perform the referenced task. Any “required users” must be represented in this group. At least one person from each stakeholder group within this role must be represented in review and/or approval of revised documents within this collection.
- Accountable
 - Accountable for the maintenance and quality of the standard work document collection. Typically, the standard work document owner will be a member of this role. At least one person from this role must be represented in review and/or approval of revised documents within this collection.
- Consulted
 - Subject Matter Experts that must be consulted on changes to documents within this collection when the change affects their area of expertise. Affected Subject Matter Experts must be represented in review of revised documents within this collection.
- Informed
 - Must be informed when document changes are approved within this collection of documents. This awareness should be made after approval and prior to publication. This includes communication to end-users (such as Adoption Readiness activities) as well as communication to other stakeholders (such as Learning & Development).

Change Control Process

All documents within the Electric Metering Equipment and Supplies Catalog will be maintained in the Standardization Services [change control system](#) and must adhere to its change control process that includes:

- A mechanism for user feedback to identify gaps/opportunities in standard work content
- Appropriate reviews to ensure technical accuracy of content
- Appropriate reviews to ensure usability of content
- Appropriate approvals by affected stakeholder areas
- Adoption readiness activities in adherence to the Standard Work Adoption Readiness Policy
 - Standard 4-week period for quarterly read and sign tasks
 - Period for off-cycle changes may vary depending on priority and needs
- All documents in this collection will be periodically reviewed on a regular basis – not to exceed 3 years between comprehensive reviews of the content in its entirety.

Exceptions to any portion of this change control process must be approved by all Responsible and Accountable stakeholders, as well as Standardization Services, on a case-by-case basis.

Applicable Policies

All documents within the Electric Distribution Manual document collection will adhere to these related policies:

- [Standard Work Adoption Readiness Policy](#)
- [Standard Work Document Types Policy](#)
- [Standard Work Point-of-Use Policy](#)
- CE Way Standard for the Creation and Maintenance of Standard Work Documentation

Content Final Authority

In the event that revisions cannot be reconciled between all Responsible and Accountable parties, the Vice President of Electric Operations has deciding power.

Associated Committees and Governing Bodies

- EMO Methods and Standards Committee
- Membership includes:
 - Cross-functional committee that provides subject matter expertise and review of changes to the EMES document collection.

	All Documents	As Needed	Not Applicable
Reviews		X	
Approvals		X	
TABLE 2			

Publication Schedule

Revisions to the Electric Metering Equipment and Supplies Catalog document collection are published on a quarterly schedule with publication happening the first calendar day of March, June, September, and December.

Exception to this schedule (off-cycle publication) is permissible when necessary for immediate safety, compliance, or quality needs. These exceptions must be approved by the Collection Owner as well as all Responsible or Accountable stakeholders and Standardization Services.

Delivery

Delivery of this collection of documents will be managed by Standardization Services.

These manuals will be made available:

- Standard Work application (downloaded and available without network connection for field employees)
- [Standard Work SharePoint site](#)

Effectiveness Measures (KPIs)

Effectiveness Measures are the Key Performance Indicators (KPIs) for this policy. The following measures define how to determine whether or not the purpose and requirements of this policy are being met.

Conformance to Policy

100% of all standard work documents within the Electric Metering Equipment and Supplies Catalog collection will conform to this policy.

- This policy ensures that changes to standard work documents within the Electric Metering Equipment and Supplies Catalog collection are of high quality, adoption ready, and easily accessible.
- Adherence to this Policy will be measured using data recorded in the change control system.

Evaluation of Measure

- Standardization Services is responsible for measuring and evaluating the Conformance to Standard KPI on a quarterly basis. Visual Management is available in the [CE Standard Work System](#).