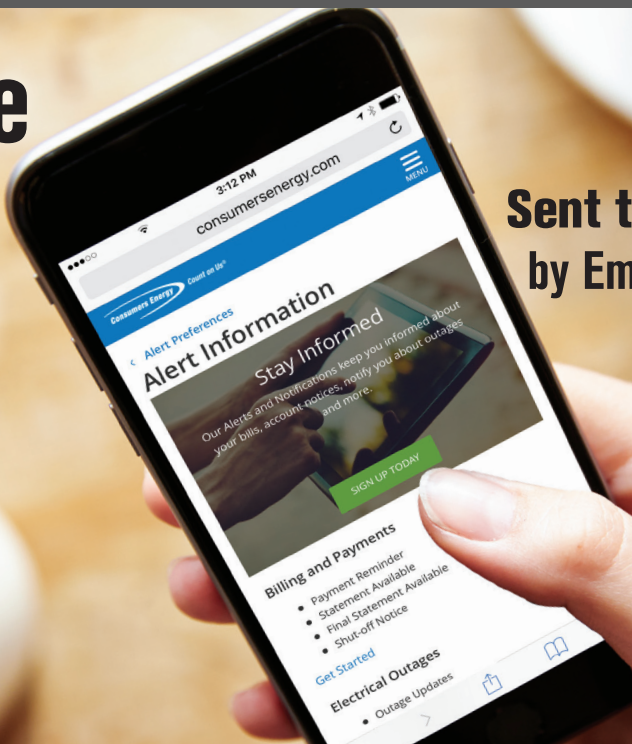


Outage and Billing Alerts



Sent to your phone
by Email, Call or Text

Now there's a more convenient way to get
the information you need, right when you need it.

Sign Up Today
ConsumersEnergy.com/alerts

Outage alerts: Be prepared during an outage. Get estimated restoration times sent right to your phone. **Text REG to 232273**

Billing alerts: Now there's one less thing to remember. Get an email or text reminder when your payment is due.



THE UPS AND DOWNS of Michigan weather can lead to higher energy bills. Here are some tips to help you save money by saving energy



1. Open window blinds to warm your facility from direct sunlight.



2. Use ceiling fans, rotating clockwise on low speed, to circulate warm air.



3. Keep your exterior and freight doors closed as much as possible.

More than 27,000 Michigan businesses have saved millions on energy costs with energy efficiency programs and rebates.

ConsumersEnergy.com/startsaving



Meeting Michigan's Future Energy Needs

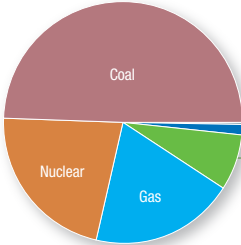
We're proud to deliver safe, reliable, affordable, sustainable energy with a diverse mix of energy sources to protect Michigan's environment.

Projected Environmental Characteristics of Consumers Energy Electricity OCT. 1, 2014 – SEPT. 30, 2015

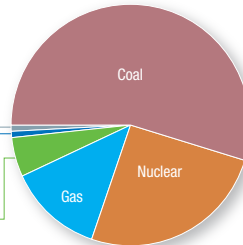
FUEL SOURCE	Percentage of fuel type used to produce Consumers Energy's total electricity	Regional* average fuel mix used to generate electricity
Coal	49.5%	55.0%
Nuclear	21.8%	25.7%
Gas	19.6%	12.8%
Hydroelectric	1.4%	0.7%
Oil	< 0.1%	0.6%
(1) Other	< 0.1%	—
RENEWABLE FUELS	7.4%	5.2%
Wood	2.1%	0.5%
Wind	4.1%	3.4%
Solid Waste Incineration	1.2%	< 0.1%
Biomass	< 0.1%	0.5%
Biofuel	< 0.1%	0.7%
Solar	< 0.1%	< 0.1%

EMISSIONS/WASTE IN POUNDS PER MEGAWATT-HOUR	Emissions/Waste for Fossil and Nuclear Generation	
	Consumers Energy	Regional* Average
Sulfur Dioxide	4.8	7.6
Carbon Dioxide	1,871.7	2,170.0
Oxides of Nitrogen	1.25	2.0
(2) High-Level Nuclear Waste	0.0069	0.0083

Percentage of fuel type used to produce Consumers Energy's total electricity



Regional* average fuel mix used to generate electricity



The fuel mix data for the electricity supplied to you by Consumers Energy that appears in this table includes regional average fuel mix data from Michigan, Illinois, Indiana, Ohio, and Wisconsin as a proxy for the actual fuel mix of certain electricity purchased by Consumers Energy because the actual fuel mix characteristics of that purchased electricity could not be discerned. Purchased electricity accounted for 13.91 percent of the electricity supplied by Consumers Energy during the relevant period.

PLEASE NOTE: Numbers do not add to 100 percent due to rounding.
★ Regional average fuel mix data was compiled from Michigan, Illinois, Indiana, Ohio and Wisconsin.
(1) "Other" fuel source is the Ludington Pumped Storage Plant.
(2) The high-level nuclear waste generated by the Palisades Nuclear Plant is not discharged to the environment.

ELECTRIC NONRESIDENTIAL RATES

RATE	DESCRIPTION	FULL SERVICE (1)	RETAIL OPEN ACCESS (2)
GS	General Service Secondary	1100, 1110	2100, 2110
GSD	General Service Secondary Demand	1120, 1130, 1140, 1150	2120, 2130, 2140, 2150
GP	General Service Primary	1200, 1210	2200, 2210
GPD	General Service Primary Demand	1220, 1230	2220, 2230
GPTU	General Service Primary Time of Use	1280, 1285	N/A
AR	Experimental Advanced Renewable Program	1105, 1115, 1125, 1135, 1205, 1215, 1225, 1235	2105, 2115, 2125, 2135, 2205, 2215, 2225, 2235
EIP	Energy Intensive Primary	1250	N/A
GSG-2	General Service Primary Self Generation	1320, 1325, 1330, 1340, 1345, 1350	N/A
GML	General Service Metered Lighting	1400, 1405	N/A
GUL	General Service Unmetered Lighting	1410, 1415, 1420, 1425, 1430, 1435, 1440, 1445, 1450, 1455, 1460	N/A
GU-XL	General Unmetered Experimental Lighting Rate	1600, 1650	N/A
GU	General Service Unmetered	1500	N/A

(1) "Full Service" includes both power supply and delivery services from Consumers Energy.
(2) "Retail Open Access" includes delivery services from Consumers Energy. Power Supply is obtained from an alternative electric supplier.

WE'RE COMMITTED TO providing you stable and competitive rates over the long haul. We offer pricing, rate and payment options that fit with how you use energy and can help you manage your energy bill. Here are our most common rate options.

Learn more at
[ConsumersEnergy.com/rates](https://www.consumersenergy.com/rates)

NATURAL GAS NONRESIDENTIAL RATES

RATE	DESCRIPTION	FULL SERVICE
GS-1	General Service/Commercial/Industrial	261, 263, 273, 275
GS-1	General Service/Commercial/Industrial/Master Account	265, 267
GS-1	General Service/Commercial/Industrial/Contiguous Account	269, 271
GS-2	General Service/Commercial/Industrial	262, 264, 274, 276
GS-2	General Service/Commercial/Industrial/Master Account	266, 268
GS-2	General Service/Commercial/Industrial/Contiguous Account	270, 272
GS-3	General Service/Commercial/Industrial	281, 282, 287, 288
GS-3	General Service/Commercial/Industrial/Master Account	283, 284
GS-3	General Service/Commercial/Industrial/Contiguous Account	285, 286
GL	General Service Outdoor Lighting	048
ST, LT, XLT	Gas Transportation Service, Cost Based	ST-1, LT-1, XLT-1
ST, LT, XLT	Gas Transportation Service, Optional	ST-2, LT-2, XLT-2

GAS CUSTOMER CHOICE

A, A-1, GS-1, GS-2, GS-3 277, 278, 279, 280, 289, 290, 752, 753



PRINTED IN MICHIGAN